
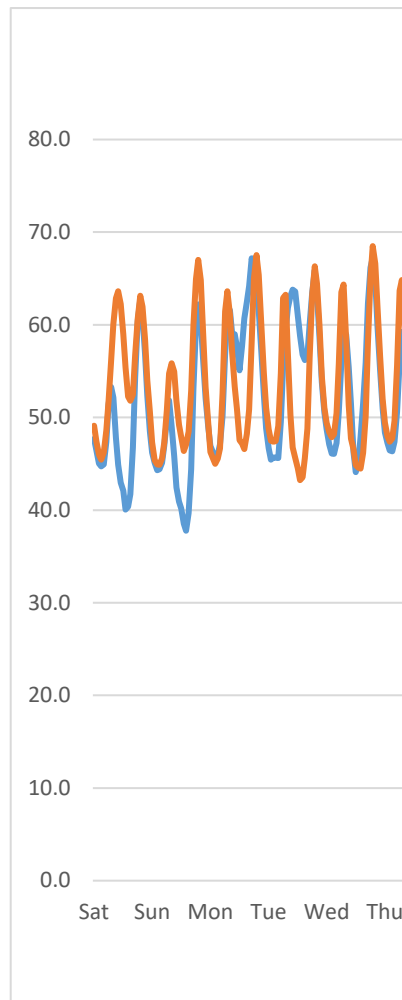



Month	Day	2019 Load	2020 Load
1	1	1,394	1,415
1	2	1,505	1,399
1	3	1,474	1,329
1	4	1,327	1,322
1	5	1,292	1,470
1	6	1,392	1,543
1	7	1,554	1,490
1	8	1,450	1,493
1	9	1,406	1,532
1	10	1,472	1,403
1	11	1,543	1,273
1	12	1,560	1,385
1	13	1,514	1,516
1	14	1,595	1,466
1	15	1,528	1,430
1	16	1,487	1,479
1	17	1,561	1,585
1	18	1,456	1,615
1	19	1,504	1,490
1	20	1,544	1,575
1	21	1,632	1,550
1	22	1,538	1,474
1	23	1,491	1,389
1	24	1,411	1,342
1	25	1,431	1,325
1	26	1,452	1,336
1	27	1,470	1,364
1	28	1,463	1,467
1	29	1,501	1,525
1	30	1,477	1,498
1	31	1,584	1,376
2	1	1,502	1,341
2	2	1,514	1,320
2	3	1,458	1,414
2	4	1,357	1,406
2	5	1,385	1,417
2	6	1,452	1,473
2	7	1,416	1,423
2	8	1,347	1,446
2	9	1,369	1,478
2	10	1,325	1,396
2	11	1,403	1,388
2	12	1,533	1,377
2	13	1,437	1,414
2	14	1,395	1,483
2	15	1,403	1,451

Month	2019 Load	2020 Load
1	46,007	44,857
2	39,547	40,442
3	41,383	40,628
4	33,699	23,324
5	30,058	0
6	31,552	0
7	40,191	0
8	37,331	0
9	32,978	0
10	33,492	0
11	37,166	0
12	42,579	0
Total	445,983	149,251



2	16	1,324	1,393
2	17	1,327	1,370
2	18	1,501	1,461
2	19	1,440	1,370
2	20	1,463	1,431
2	21	1,442	1,408
2	22	1,338	1,282
2	23	1,284	1,235
2	24	1,352	1,272
2	25	1,427	1,398
2	26	1,416	1,414
2	27	1,506	1,453
2	28	1,429	1,384
2	29	0	1,341
3	1	1,330	1,316
3	2	1,273	1,396
3	3	1,250	1,276
3	4	1,373	1,401
3	5	1,376	1,310
3	6	1,404	1,347
3	7	1,429	1,239
3	8	1,311	1,163
3	9	1,228	1,289
3	10	1,345	1,398
3	11	1,411	1,343
3	12	1,348	1,319
3	13	1,397	1,441
3	14	1,351	1,319
3	15	1,340	1,225
3	16	1,335	1,251
3	17	1,296	1,409
3	18	1,279	1,300
3	19	1,248	1,408
3	20	1,280	1,368
3	21	1,424	1,176 Sat
3	22	1,451	1,146 Sun
3	23	1,316	1,355 Mon
3	24	1,254	1,351 Tue
3	25	1,292	1,284 Wed
3	26	1,262	1,310 Thu
3	27	1,291	1,283 Fri
3	28	1,394	1,270 Sat
3	29	1,362	1,366 Sun
3	30	1,355	1,355 Mon
3	31	1,378	1,217 Tue
4	1	1,142	1,219 Wed
4	2	1,142	1,346 Thu



4	3	1,251	1,298 Fri	23,091
4	4	1,168	1,165 Sat	23,478
4	5	1,175	1,213 Sun	-1.65%
4	6	1,275	1,096 Mon	
4	7	1,195	1,082 Tue	
4	8	1,322	1,122 Wed	
4	9	1,265	1,251 Thu	
4	10	1,241	1,195 Fri	
4	11	1,106	1,147 Sat	
4	12	1,177	1,104 Sun	
4	13	1,036	1,214 Mon	
4	14	1,112	1,105 Tue	
4	15	1,214	1,115 Wed	
4	16	1,208	1,124 Thu	
4	17	1,077	1,135 Fri	
4	18	1,156	1,062 Sat	
4	19	1,095	1,062 Sun	
4	20	1,121	1,036 Mon	
4	21	974	114 Tue	
4	22	973	120 Wed	
4	23	964	0 Thu	
4	24	1,095	0 Fri	
4	25	1,051	0	
4	26	1,079	0	
4	27	1,055	0	
4	28	1,011	0	
4	29	982	0	
4	30	1,035	0	
5	1	1,080	0	
5	2	1,087	0	
5	3	1,046	0	
5	4	958	0	
5	5	875	0	
5	6	899	0	
5	7	1,020	0	
5	8	897	0	
5	9	926	0	
5	10	1,040	0	
5	11	910	0	
5	12	926	0	
5	13	997	0	
5	14	1,038	0	
5	15	1,005	0	
5	16	958	0	
5	17	950	0	
5	18	914	0	
5	19	946	0	

5	20	1,002	0
5	21	1,014	0
5	22	942	0
5	23	1,008	0
5	24	1,025	0
5	25	921	0
5	26	894	0
5	27	895	0
5	28	1,059	0
5	29	970	0
5	30	949	0
5	31	909	0
6	1	980	0
6	2	1,000	0
6	3	1,033	0
6	4	1,022	0
6	5	1,074	0
6	6	984	0
6	7	966	0
6	8	913	0
6	9	955	0
6	10	1,090	0
6	11	1,140	0
6	12	1,007	0
6	13	1,116	0
6	14	1,058	0
6	15	1,024	0
6	16	1,013	0
6	17	1,020	0
6	18	1,059	0
6	19	1,142	0
6	20	1,213	0
6	21	1,051	0
6	22	934	0
6	23	924	0
6	24	1,019	0
6	25	1,121	0
6	26	1,117	0
6	27	1,141	0
6	28	1,150	0
6	29	1,177	0
6	30	1,112	0
7	1	1,131	0
7	2	1,207	0
7	3	1,244	0
7	4	1,251	0
7	5	1,351	0

7	6	1,371	0
7	7	1,079	0
7	8	1,150	0
7	9	1,226	0
7	10	1,296	0
7	11	1,380	0
7	12	1,308	0
7	13	1,223	0
7	14	1,197	0
7	15	1,198	0
7	16	1,262	0
7	17	1,417	0
7	18	1,297	0
7	19	1,438	0
7	20	1,506	0
7	21	1,493	0
7	22	1,310	0
7	23	1,223	0
7	24	1,192	0
7	25	1,209	0
7	26	1,274	0
7	27	1,296	0
7	28	1,359	0
7	29	1,425	0
7	30	1,472	0
7	31	1,406	0
8	1	1,244	0
8	2	1,197	0
8	3	1,188	0
8	4	1,128	0
8	5	1,166	0
8	6	1,281	0
8	7	1,386	0
8	8	1,345	0
8	9	1,205	0
8	10	1,114	0
8	11	1,068	0
8	12	1,218	0
8	13	1,233	0
8	14	1,174	0
8	15	1,113	0
8	16	1,204	0
8	17	1,259	0
8	18	1,255	0
8	19	1,355	0
8	20	1,257	0
8	21	1,318	0

8	22	1,271	0
8	23	1,129	0
8	24	1,099	0
8	25	1,073	0
8	26	1,144	0
8	27	1,161	0
8	28	1,266	0
8	29	1,217	0
8	30	1,167	0
8	31	1,095	0
9	1	1,046	0
9	2	1,203	0
9	3	1,109	0
9	4	1,189	0
9	5	1,073	0
9	6	1,068	0
9	7	1,054	0
9	8	1,083	0
9	9	1,088	0
9	10	1,111	0
9	11	1,196	0
9	12	1,116	0
9	13	1,023	0
9	14	1,094	0
9	15	1,042	0
9	16	1,064	0
9	17	1,080	0
9	18	1,068	0
9	19	1,065	0
9	20	1,055	0
9	21	1,033	0
9	22	1,099	0
9	23	1,271	0
9	24	1,202	0
9	25	1,112	0
9	26	1,169	0
9	27	1,048	0
9	28	1,122	0
9	29	1,001	0
9	30	1,096	0
10	1	1,181	0
10	2	1,166	0
10	3	1,104	0
10	4	1,108	0
10	5	972	0
10	6	1,083	0
10	7	1,116	0

10	8	994	0
10	9	1,038	0
10	10	1,010	0
10	11	1,006	0
10	12	992	0
10	13	970	0
10	14	1,090	0
10	15	990	0
10	16	1,126	0
10	17	1,205	0
10	18	1,150	0
10	19	1,010	0
10	20	1,116	0
10	21	1,056	0
10	22	1,135	0
10	23	1,064	0
10	24	1,095	0
10	25	1,120	0
10	26	1,017	0
10	27	1,168	0
10	28	1,152	0
10	29	1,066	0
10	30	1,089	0
10	31	1,102	0
11	1	965	0
11	2	941	0
11	3	1,081	0
11	4	1,077	0
11	5	1,132	0
11	6	1,092	0
11	7	1,162	0
11	8	1,260	0
11	9	1,209	0
11	10	1,125	0
11	11	1,267	0
11	12	1,388	0
11	13	1,445	0
11	14	1,437	0
11	15	1,328	0
11	16	1,355	0
11	17	1,319	0
11	18	1,327	0
11	19	1,292	0
11	20	1,276	0
11	21	1,224	0
11	22	1,290	0
11	23	1,266	0

11	24	1,238	0
11	25	1,196	0
11	26	1,167	0
11	27	1,252	0
11	28	1,258	0
11	29	1,383	0
11	30	1,414	0
12	1	1,427	0
12	2	1,407	0
12	3	1,437	0
12	4	1,376	0
12	5	1,368	0
12	6	1,446	0
12	7	1,455	0
12	8	1,416	0
12	9	1,305	0
12	10	1,263	0
12	11	1,415	0
12	12	1,447	0
12	13	1,306	0
12	14	1,185	0
12	15	1,273	0
12	16	1,418	0
12	17	1,434	0
12	18	1,467	0
12	19	1,538	0
12	20	1,511	0
12	21	1,502	0
12	22	1,351	0
12	23	1,278	0
12	24	1,269	0
12	25	1,213	0
12	26	1,321	0
12	27	1,331	0
12	28	1,271	0
12	29	1,345	0
12	30	1,435	0
12	31	1,372	0

Monthly % Inc (Dec)

-2.5%
2.3%
-1.8%

Notes

- 1 No adding back in Load Reducers for NM an
- 2 No attempt has been made to adjust for ter

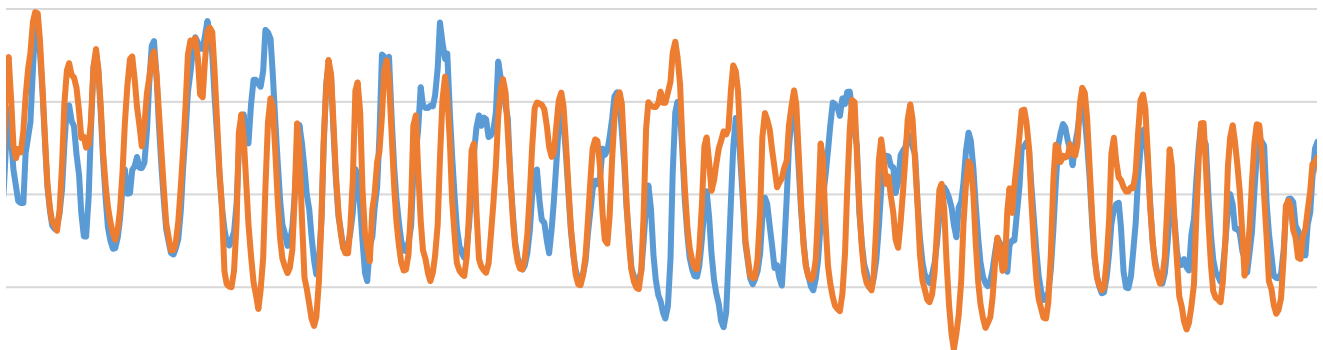
April 1-20

2019	23,478
2020	23,091
2020 Inc(Dec) vs 2019	-1.65%
March 23-April 22 2019	37,330
March 21-April 20 2020	37,202
	-0.34%

Chart Notes:

1 I have lined up the days of the week. 2020 line begins

2020 vs 2019 Hourly Loads
March 21-April 20 2020 vs March 23-April 22 2019



Fri Sat Sun Mon Tue Wed Thu Fri Sat Sun Mon Tue Wed Thu Fri Sat Sun Mon Tue Wed Thu Fri

— 2020 Load — 2019 Load

2020 vs 2019 Daily Loads - Total MWh
March 21-April 20 2020 vs March 23-April 22 2019

id Standard Offer that are reducing recognized load.
temperatures

Sun 3/1, 2019 line begins Sun 3/3.

