



**DRAFT ANNUAL REPORT
TO THE PUBLIC UTILITY COMMISSION &
PUBLIC SERVICE DEPARTMENT**

January XX, 2026

INTRODUCTION

In accordance with the Memorandum of Understanding (MOU) approved by the Public Utility Commission in Docket 7081 as amended¹, this document comprises the annual report of the Vermont System Planning Committee (VSPC) detailing activities undertaken in 2025.

Among its provisions, the Docket 7081 MOU requires that the VSPC provide a report to the Public Utility Commission (PUC or Board) and Public Service Department (PSD) by February 15 of each year and post that report on the VSPC website. The report must consist of at least the following:

89. A report on each Reliability Deficiency identified to date in the [Long-Range Transmission] Plan or through the process described in Steps 1 through 6, above, including:
 - i. The status of NTA [Non-Transmission Alternative] Analysis for the Reliability Deficiency.
 - ii. The status of decision-making on the selection of alternative(s) to address the Reliability Deficiency.
 - iii. The status of decision-making on the allocation of costs of the alternative to address the Reliability Deficiency.
 - iv. The strategy chosen for implementing the alternative selected to address the Reliability Deficiency.
 - v. The status of implementation of the alternative(s) to address the Reliability Deficiency.

¹ Investigation into Least-Cost Integrated Resource Planning for Vermont Electric Power Company, Inc.'s Transmission System. Amended 1/30/2012, 8/1/2012 & 11/6/2013 & Docket 8875 Order of 6/13/2018.

- vi. All documentation pursuant to paragraph 86, above, relating to advisory votes within the preceding calendar year.²
- 90. A statement of the dates and locations of all VSPC meetings held during the preceding year.³

In 2014, the Commission approved a recommendation by the VSPC, designed to harmonize reporting procedures, that the VSPC annual report incorporate annual utility updates on areas that have been approved for energy efficiency geographical targeting.⁴ At this time, no area of the state is designated for energy efficiency geographic targeting so no such annual utility updates are provided for the current year.

This document represents the VSPC annual report on the status of transmission and non-transmission analysis, solution selection, cost allocation, and implementation planning of all identified reliability deficiencies as required by the MOU, as well as the meetings and organizational work of the VSPC during 2024.

VSPC ACCOMPLISHMENTS, MEETINGS AND PROCESS

The past year was the seventeenth full year of VSPC operation. During this year, the major activities and accomplishments of the Committee included:

- Received regular briefings each quarter from lead utilities on all reliability deficiencies identified in the 2024 Vermont Long-Range Transmission Plan.
- Developed, and filed on November 4, 2025, the annual geographic targeting recommendations to the Commission. The Geographic Targeting Subcommittee developed the recommendations following a full review of transmission and subtransmission issues, as established in Docket 7081, and distribution issues, as established in Docket 7873/7874.
- Received regular briefings on a variety of current policy proceedings, such as the Vermont Resilience proceeding and the PUC Investigation into the potential need for transmission system improvements identified in the 2024 Vermont Long-Range Transmission Plan.
- Heard presentations on a wide variety of energy-related initiatives, studies and reports including: regional electric transmission development initiatives, results from the 2024 Vermont Long-Range Transmission Plan's frequency and duration analysis, New England Transmission Owner Asset Management process update, VELCO's Point of Interconnection heat map, interregional transmission planning, and New England's longer-term transmission planning efforts.

² ¶ 86 requires the VSPC to take advisory votes to resolve disputes regarding determinations of affected utilities and cost allocation.

³ Docket 7081 MOU at 35-36.

⁴ Docket EEU-2013-11, In re: VSPC Geographic Targeting Improvement Analysis, 1/24/2014.

- Updated participants regularly on significant policy developments at ISO-NE, the Federal Energy Regulatory Commission (FERC) and the North American Electric Reliability Corporation (NERC) with regular participation by an ISO-New England (ISO-NE) representative, and briefings by VELCO.

The VSPC held the following full committee meetings during 2024:

1/22/2025	Quarterly meeting, South Burlington, VT
4/30/2025	Quarterly meeting, Middlebury, VT
7/16/2025	Quarterly meeting, Stowe, VT
10/29/2025	Quarterly meeting, Killington, VT

The subcommittees of the VSPC met throughout the year as follows:

- Coordinating Subcommittee: The Coordinating Subcommittee met by phone January 10, April 22, June 24 and October 21 to plan the agendas for regular VSPC meetings.
- Geographic Targeting Subcommittee: The Geographic Targeting Subcommittee met on July 9, September 11, October 27, and November 13 to carry out its responsibilities regarding geographic targeting recommendations to the full VSPC on energy efficiency and distributed generation and review of non-transmission alternative solutions.
- Load Forecasting Subcommittee: The Load Forecasting Subcommittee met on April 24, June 16, November 17 and December 10.
- Flexible Load Management Working Group: The PSD-led Flexible Load Management (FLM) Working Group met on April 11, May 15, June 13, August 8 and October 8. The FLM Working Group originated in the Public Utility Commission's order on Efficiency Vermont's Demand Resource Plan, and the Public Service Department requested that VSPC be the forum under which the working group convened. The purpose of the working group is to bring together distribution utilities, energy efficiency utilities, and other stakeholders to identify and work towards consensus on flexible load management needs, goals, and outcomes for Efficiency Vermont to pursue at the statewide level.

The calendar of all VSPC meetings is posted on the VSPC website at:

<https://www.vermontspc.com/calendar>

Agendas and meeting minutes for the full VSPC meetings are posted on the VSPC website under the calendar drop downs at:

<https://www.vermontspc.com/calendar>

Subcommittee agendas and meeting minutes are posted on the VSPC website at:

<https://www.vermontspc.com/subcommittees>

No advisory votes were taken in 2025.

REPORT ON IDENTIFIED RELIABILITY DEFICIENCIES

Paragraph 51 of the Docket 7081 MOU requires that the VSPC, VELCO and the distribution utilities report progress on identified reliability deficiencies at least annually to the Commission. The following section addresses all identified reliability issues as follows:

GROUP 1 – ISSUES THAT SCREENED IN FOR FULL NTA ANALYSIS IN THE 2024 PLAN⁵ AND ARE CURRENTLY THE SUBJECTS OF PROJECT-SPECIFIC ACTION PLANS/RELIABILITY PLANS.

Following a two-month VSPC input process and an extensive public outreach process, VELCO filed the 2024 Plan with the Commission on June 28, 2024, identifying reliability deficiencies and screening them to determine which had the potential to be resolved through NTAs. The Plan identifies five deficiencies that screened in for full NTA analysis: Northern Area, Northwest Area, Central Area, Southern Area, and Statewide. Two of these – Northern and Northwest Areas – were analyzed by the NTA study group being led by GMP. The other identified reliability deficiencies were not analyzed in detail because the project need dates did not arise within the initial ten-year horizon. As a result, no additional activity on the Central, Southern and Statewide areas is contemplated before the 2027 long range plan update. Project-specific action plans are provided below for the Northern and Northwest areas identified in the 2024 Plan.

As stated in the annual report detailing 2025 VSPC activities, the distribution utilities requested VELCO to conduct additional analysis to better understand the duration and frequency of the violations identified in the Northern and Northwest Areas. VELCO completed this additional analysis in March 2025, enabling the lead and affected utilities to begin their review and analysis of non-transmission alternatives.

Following VELCO's additional time series analysis of the two study areas, GMP led the NTA Study Group in revising assumptions behind electric vehicle charging control and load-shifting storage dispatches. Through collaboration with the other affected distribution utilities, assumptions such as EV charging control adoption rate and event opt-out rate were updated to reflect actual values from today's system and forecasted values for the early 2030s when reliability concerns were initially expected. GMP then included the dispatch of existing interconnected storage (distributed and grid-scale) in each study area that is used today to reduce peak loads. The combination of EV charging control updates and the inclusion of interconnected storage kept area loads below the identified critical levels. The methodology behind this analysis was discussed with the NTA Study Group and the Geographic Targeting Subcommittee in 2025.

⁵ The 2024 Vermont Long-Range Transmission Plan, filed with the Commission on 6/28/2024, serves as the basis for the current list of identified bulk system and subsystem reliability issues. The Plan is posted at www.velco.com/2024lrtp.

Northern and Northwestern Vermont Project Specific Action Plans		
Lead utility	GMP	Date of this plan:
Affected utilities	GMP, VEC, BED, Global Foundries, WEC, VPPSA	January 2026
Description of deficiency	<p>The Northern Vermont Reliability concern is the result of load growth due to electrification of the transportation and heating sectors. The concern is exacerbated by the assumption that future EV loads will have uncontrolled profiles, meaning that peak EV loads would overlap with peak base and heating loads. These concerns are also driven by a high system load forecast developed in 2023. The voltage collapse concern arises as the result of an N-1-1 event on the 115 kV system, followed by tripping of multiple subtransmission lines to avoid thermal overloads on the 34.5 kV system.</p> <p>Similarly, the Northwest Vermont Reliability concern is caused by a forecast of high load growth in EVs and heat pumps and therefore can be resolved using the same methodology. There is a low voltage concern (no voltage collapse) following an N-1-1 contingency on the bulk transmission system and subsequent tripping of multiple subtransmission and one 115 kV line to avoid thermal overloads.</p> <p>The forecast which will inform the next Long Range Transmission Plan has significantly reduced EV adoption rates and heat pump coincident load contributions for this time period.</p>	
Critical load level / timing of need	<p>The critical load level is 505 MW in the Northern Vermont area, and the <i>2024 Long Range Plan</i> shows a potential peak load of 580 MW during some winter peak events.</p> <p>The timing of this concern is Winter 2033 under the <i>Vermont Road Map</i>, or VELCO's highest load growth case.</p> <p>The critical load level is 705 MW in the Northwest Vermont Area, and the <i>2024 Long Range Plan</i> shows a potential peak load of 785 MW during some summer and winter peak events.</p> <p>The timing of this concern is Summer 2029 under the <i>Vermont Road Map</i>, or VELCO's highest load growth case.</p>	
Geographical area	<p>The geographic area for the Northern Vermont area is all of Northern Vermont, bounded by the Plattsburgh, Williston, Granite, and Littleton substations.</p> <p>The geographic region for the Northwestern Vermont area includes the Northern Vermont area and extends south to include the Middlebury and Florence areas. It is bordered electrically by the Plattsburgh, West Rutland, Granite and Littleton substations.</p>	

Transmission solution(s) & study status	<p>The transmission solution proposed for the Northern Area is to add a second transmission line between VELCO’s Essex and Williston substations and to replace three 115/34.5 kV transformers (Queen City, Tafts Corners, and Barre). The cost estimate for this project is \$153M. Additional analysis is needed to confirm the final upgrade design.</p> <p>The transmission solution proposed for the Northwest Area is to rebuild the Middlebury to West Rutland 115 kV line and to replace the Middlebury 115/46 kV transformer. The cost of this project is \$228M. Additional analysis is needed to confirm the final upgrade design.</p>
NTA screening	<p>The deficiencies for both areas screened in for full NTA analysis in the 2024 <i>Vermont Long-Range Transmission Plan (LRTP)</i>.</p>
NTA solution(s) & study status	<p>The 2024 <i>Long Range Transmission Plan</i> identified the load reduction needed in the Northern Study Area as 75 MW in 2033 that grows over time and 80 MW by 2033 in the Northwest Area. However, the VT Roadmap Forecast case does not account for existing EV charging control programs and residential/utility scale storage programs that actively reduce peak loads today.</p> <p>The LRTP assumes an indefinite load reduction is required, however many of the NTA’s available today are finite resources. In order to analyze and design a viable NTA solution so that a wider variety of solutions could be compared to the transmission solution, it is crucial to know about both the power (MW) and energy (MWh) reduction needed.</p> <p>Because the energy needs were not understood from the 2024 LRTP, GMP requested that VELCO perform an hour-by-hour energy assessment for 2033 known as an 8760 analysis to determine the critical load level within the study area and therefore the frequency, duration, and depth of any overloads that are expected to occur under the study’s assumptions. The time series analysis found that there is a maximum of 75 MW/230 MWh of load reduction needed in the Northern area in 2033, and 80 MW/318 MWh of load reduction in Northwestern Area in 2033. <i>See figures 1 and 2, for load shapes on the peak days of these areas, respectively.</i></p> <p>Following VELCO’s 8760 analysis of the Northern and Northwestern Areas, GMP performed additional NTA analyses in coordination with the NTA working group and the VSPC Geographic Targeting Subcommittee to refine the EV charging and storage dispatch assumptions that were used in the 2024 LRTP.</p> <p>Northern Area:</p> <p>The first step of this refined analysis was to update EV charging assumptions. VEC, and WEC provided GMP with their expected EV charging control contributions. GMP took this information along with the level of control that we expect to have in 2033 and applied a revised charging curve to reflect the appropriate amount of uncontrolled charging and a future managed charging</p>

program that pushes the “rebound” period later into the evening. *Figure 3 shows the original and revised EV charging curves*

For EV load management, within GMP’s territory it was assumed that a total of 65% of EVs will be under a control program in 2033. The current participation rate is roughly 71% of all EVs in GMP territory. Based on historical data it was assumed that a 2% opt-out rate for managed charging events in the future. Combined with uncontrolled daytime charging, GMP applied a revised EV controlled curve to 50% of vehicles in the Northern and Northwestern Areas to add a layer of conservatism and allow for customer opt-outs, uncontrolled daytime charging, and a decline in adoption rate over time. *Figure 4 shows GMP’s adoption rate of managed charging programs over time.*

With the EV control assumption updated, the needed load reduction dropped from 75 MW/230 MWh to 41.6 MW/101.5 MWh. *Figure 5 shows the impact of EV management on the Northern area load shape.*

GMP next updated the storage dispatch of existing storage available in the Northern Zone. The Northern Area actively uses the following resources for peak shaving purposes:

Northern Area Active Storage		
	MW	MWh
GMP Residential Storage (BTM)	11.7	31.4
GMP Utility-Scale Storage	16.1	45.3
VEC Storage	7.5	30.4
GF Storage	15	60
Total	50.3 MW	167.1 MWh

Taking round trip efficiency and storage capacity degradation into account, this storage is enough to shift peak loads later into the evening so that the load level in the Northern Area remains below the critical load level of 505 MW at all hours. With these two inclusions, the need for an NTA is deferred. *Figure 6 shows the impact of this portfolio of storage on area loading.*

Northwestern Area:

GMP applied the same methodology from the Northern Area analysis to the Northwest Area. This area has both winter and summer reliability exposure, so the summer exposure was analyzed. The winter exposure is very similar in shape and duration to the Northern Area curves discussed above.

The 2024 LRTP stated a need for an indefinite load reduction of 80 MW, although this was updated in VELCO’s time series analysis to a load reduction

in the summer of 80 MW/318 MWh without any EV charging controls or storage dispatch included. *See Figure 2.*

Using the same methodology as above, EV charging controls were applied to GMP, VEC, and WEC charging loads. Using the same revised charging curves, the required load reduction decreased to 32 MW/106 MWh. *See figure 7.*

GMP next included active residential and utility scale batteries within the Northwestern Area that are currently being used to reduce monthly peak loads. Including residential storage, utility scale storage, and VEC and GlobalFoundries storage, there is:

Northwestern Area Active Storage		
	MW	MWh
GMP Residential Storage (BTM)	15.9	42.7
GMP Utility-Scale Storage	24.1	72.9
VEC Storage	7.5	30.4
GF Storage	15	60
Total	62.5 MW	206.0 MWh

Taking a conservative round trip efficiency of 85% into account, the available active storage in the Northwest Area is sufficient to maintain loads below the critical load level of 705 MW and defer the need for a transmission solution.

Other Factors Affecting Deferral Timeline:

The NTA analysis discussion identified several additional assumptions that are expected to evolve in the upcoming *2027 Long Range Plan* and may affect the deferral timeline. These uncertainties include:

- Revised EV load projects: The updated 2026 load forecast reflects a significant reduction in near-term EV load growth, with the adoption rate of EVs shifting until later in the 2030s.
- Revised heat pump impacts: The updated 2026 forecast also shows a large reduction in projected heat pump coincident peak loads, particularly in areas with natural gas service like the Champlain Valley.
- Proposed storage additions: There is 35.2 MW/140.2 MWh of proposed storage in the Northern Area and 50.2 MW/ 200.2 MWh of proposed storage in the Northwestern Area. These additions increase operational flexibility and provide greater margin of error

	<p>for dispatching storage to shift peaks away from the evening and early morning hours.</p> <ul style="list-style-type: none"> • Growth in behind-the-meter storage: Continued adoption of behind-the-meter storage for resiliency purposes is expected to further increase the amount of load that GMP can shift during peak hours.
NTA/TA hybrid solution(s) & study status	There is no need for a hybrid transmission solution since the exposure can be managed by leveraging existing resources.
Solution selection	<p>As a result of the analysis described above, GMP and the NTA Working Group have concluded that there is no need to plan and build a transmission solution for the Northern and Northwestern Areas at this time. By applying EV charging management at levels that exist today and derating them at an amount to allow for opt-outs and drop in adoption over time, the load reduction needs are less in amplitude and duration in both study areas. Further, accounting for peak shaving behavior of residential and utility-scale storage demonstrates that peak loads can be maintained below the respective critical load levels while preserving sufficient evening capacity to fully recharge storage and pre-position it for the next peak event.</p> <p>Looking ahead to the next three-year long range planning cycle, the assumptions refined as part of this NTA study should be tracked by all affected DUs. Continued tracking will support the most accurate representation of all flexible resources on the Vermont distribution system and ensure that resources actively used to shape peak loads and reduce customer costs are appropriately reflected in future planning analyses.</p>
Cost allocation	N/A
Public outreach	<p>Both VELCO and GMP conducted routine public updates through the VSPC. The NTA analysis was discussed at the following meeting times:</p> <ul style="list-style-type: none"> • 1/22/2025 – VSPC Quarterly Meeting • 4/30/2025 – VSPC Quarterly Meeting • 7/09/2025 – Geographic Targeting Subcommittee Meeting • 7/16/2025 – VSPC Quarterly Meeting • 9/30/2025 – NTA Working Group Meeting • 10/23/2025 – NTA Working Group Meeting • 10/27/2025 – Geographic Targeting Subcommittee Meeting • 10/29/2025 – VSPC Quarterly Meeting • 11/6/2025 – NTA Working Group Meeting • 11/13/2025 – Geographic Targeting Subcommittee Meeting <p>All publicly available materials have been uploaded to VSPC website:</p>

	https://www.vermontspc.com/subcommittees Additional public engagement has been conducted through PUC investigation into LRTP: case no 24-3351-INV.
Implementation	<p>The need for transmission upgrades in the Northern and Northwestern Areas is deferred by updating the load shapes to reflect the impacts of existing EV charging management and battery storage programs. The next Long Range Plan should consider these active and interconnected resources as part of the system load before conclusions about whether transmission solutions are needed are drawn. The distribution utilities can support this effort through tracking and sharing the following metrics:</p> <ul style="list-style-type: none"> • EV charging management adoption rates, expressed as a percentage of vehicles within each service territory. Based on this analysis, a weighted average adoption rate of 36% is a prudent planning assumption. Note, this only includes data from three utilities. • Customer Opt-out rates for those enrolled in EV charging management programs. • Coincident peak EV load reductions, quantified as the megawatts of EV charging reduced during system peak hours because of management programs. • Planned program refinements, including changes to Time-Of-Use windows, event frequency, event duration, etc.) • Behind-the-meter (BTM) and utility scale storage capacity, reported in MW/MWh at each substation or bus, along with associated control strategies and dispatch methodologies. • Available flexible load capacity, including C&I customers, reported in MW/MWh at each substation and operational strategy used to call these events. <p>Further work is required to identify and track performance-based metrics that capture the reliability and effectiveness of peak-shifting resources such as storage dispatch, day-ahead EV charging events, and flexible load management (FLM) programs. VELCO can support this effort by identifying the data needs of their planners and system operators to build confidence in the performance of BTM peak-shifting resources and their impacts on bulk transmission flows.</p>
Factors that may affect project timing	N/A, since there is no build out needed.

Figures:

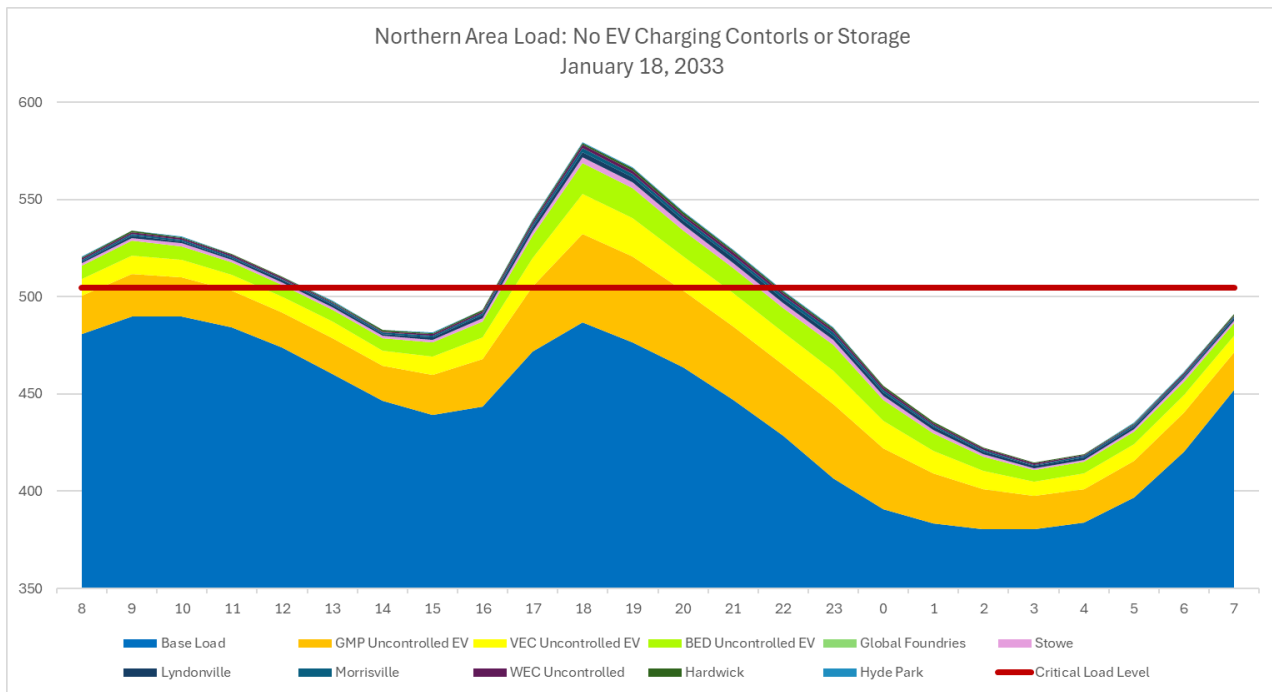


FIGURE 1: NORTHERN VERMONT AREA LOADS ON THE PEAK WINTER DAY IN 2033. THERE ARE NO EV CONTROLS OR STORAGE APPLIED IN THIS GRAPH, CONSISTENT WITH THE ORIGINAL ASSUMPTIONS IN THE 2024 LONG RANGE TRANSMISSION PLAN

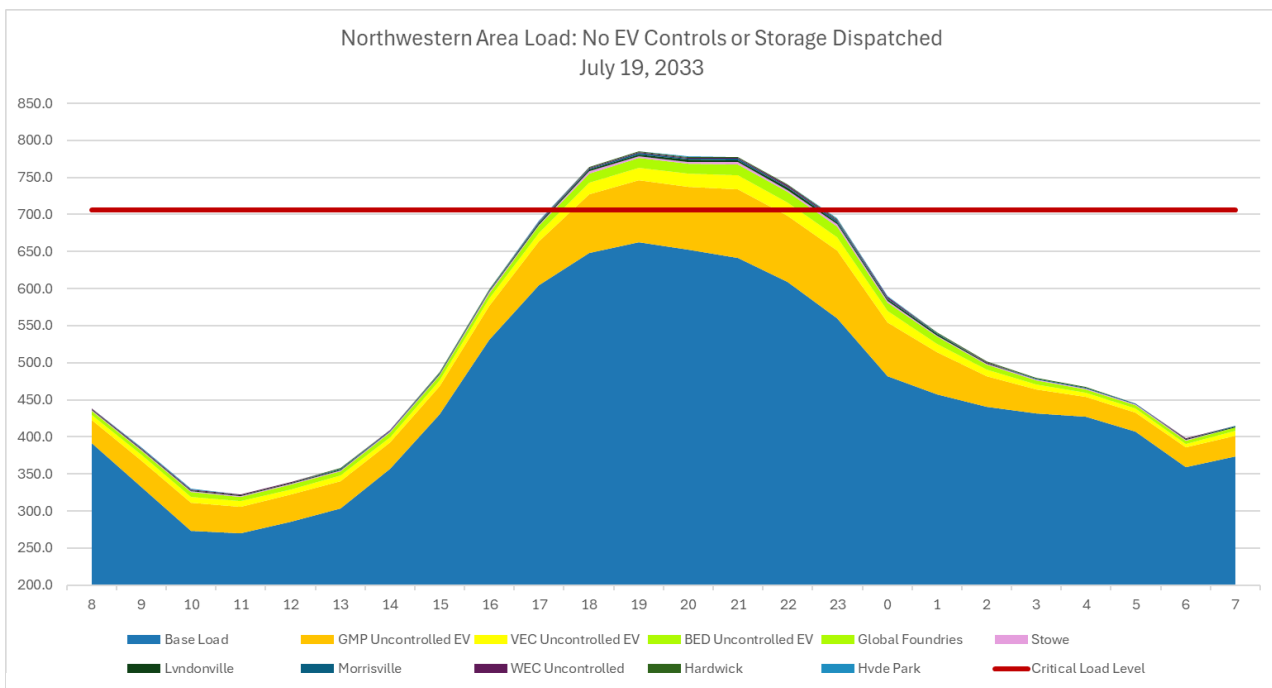


FIGURE 2: NORTHWESTERN VERMONT AREA LOADS ON THE PEAK SUMMER DAY IN 2033. THERE ARE NO EV CONTROLS OR STORAGE APPLIED IN THIS GRAPH, CONSISTENT WITH THE ORIGINAL ASSUMPTIONS MADE IN THE 2024 LONG RANGE TRANSMISSION PLAN.

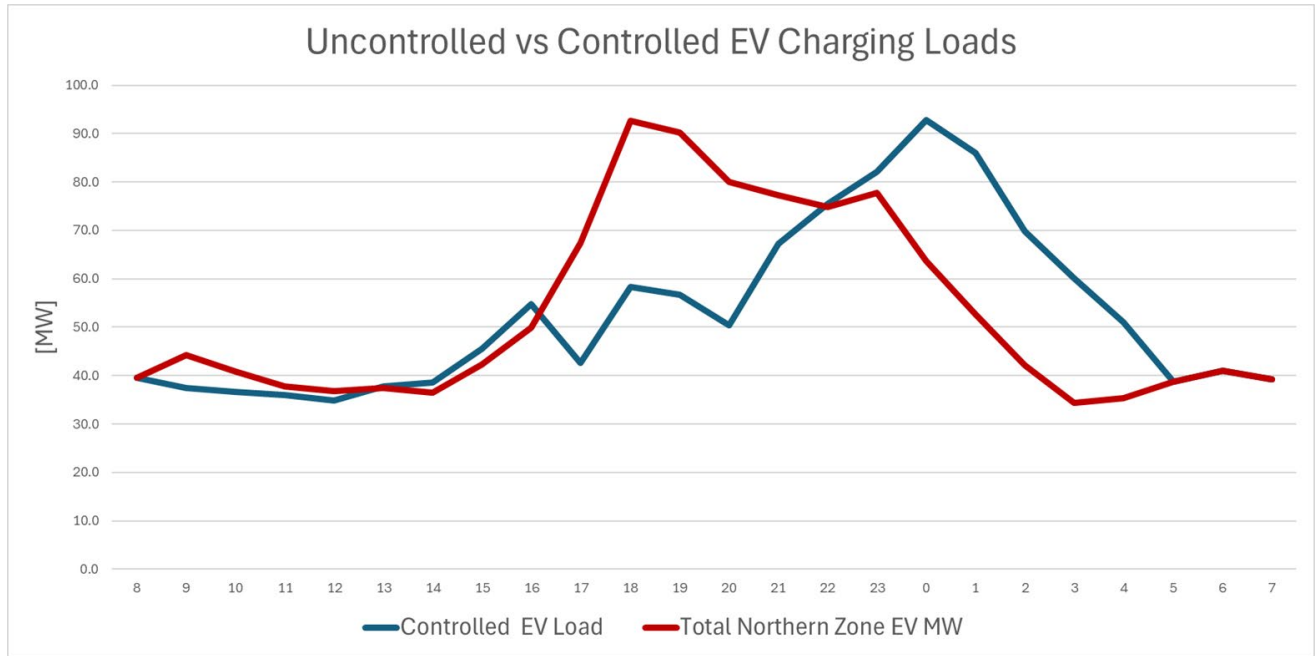


FIGURE 4: ORIGINAL UNCONTROLLED EV CHARGING CURVE USED IN THE LONG RANGE PLAN (RED) VS. THE REVISED EV CHARGING CURVE BAED ON REVISED TOU AND EVENT-BASED PROGRAMS WITH ADOPTION LEVELS AT 50% LOAD REDUCTION RATES FOR GMP AND VEC, AND 33% FOR WEC.

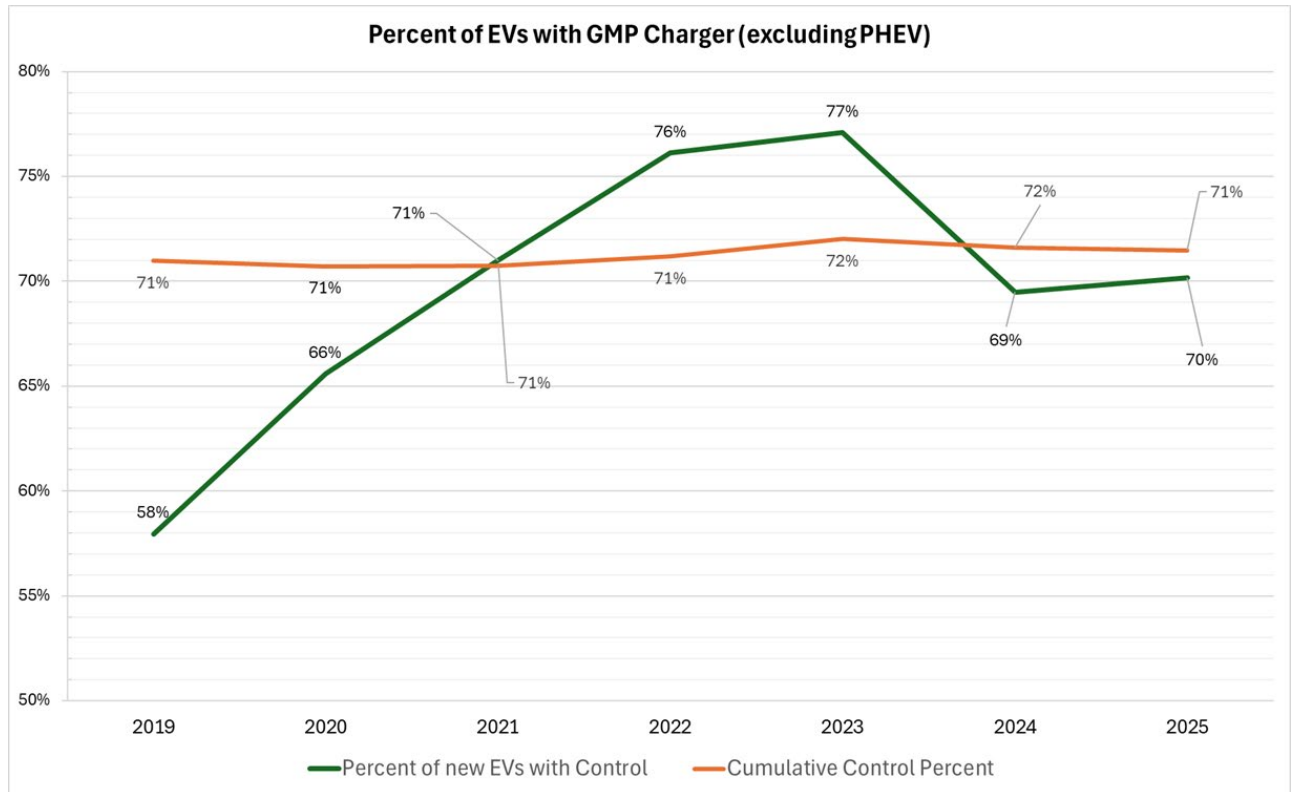


FIGURE 3: GMP'S EV CHARGING MANAGEMENT ADOPTION RATES FOR FULLY ELECTRIC VEHICLES OVER TIME.

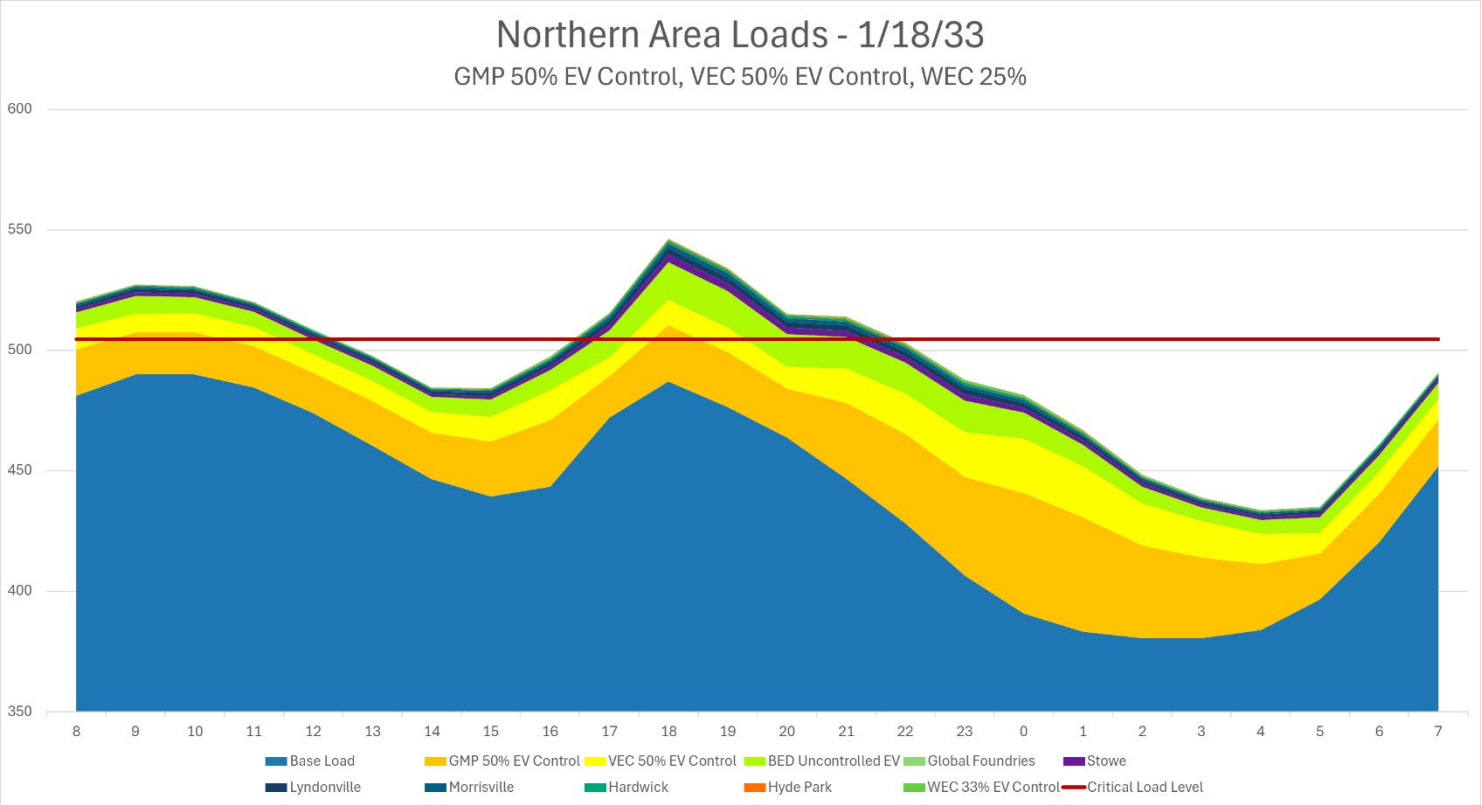


FIGURE 5: NORTHERN AREA LOADS FOLLOWING EV CONTROLS AND TOU PROGRAMS.

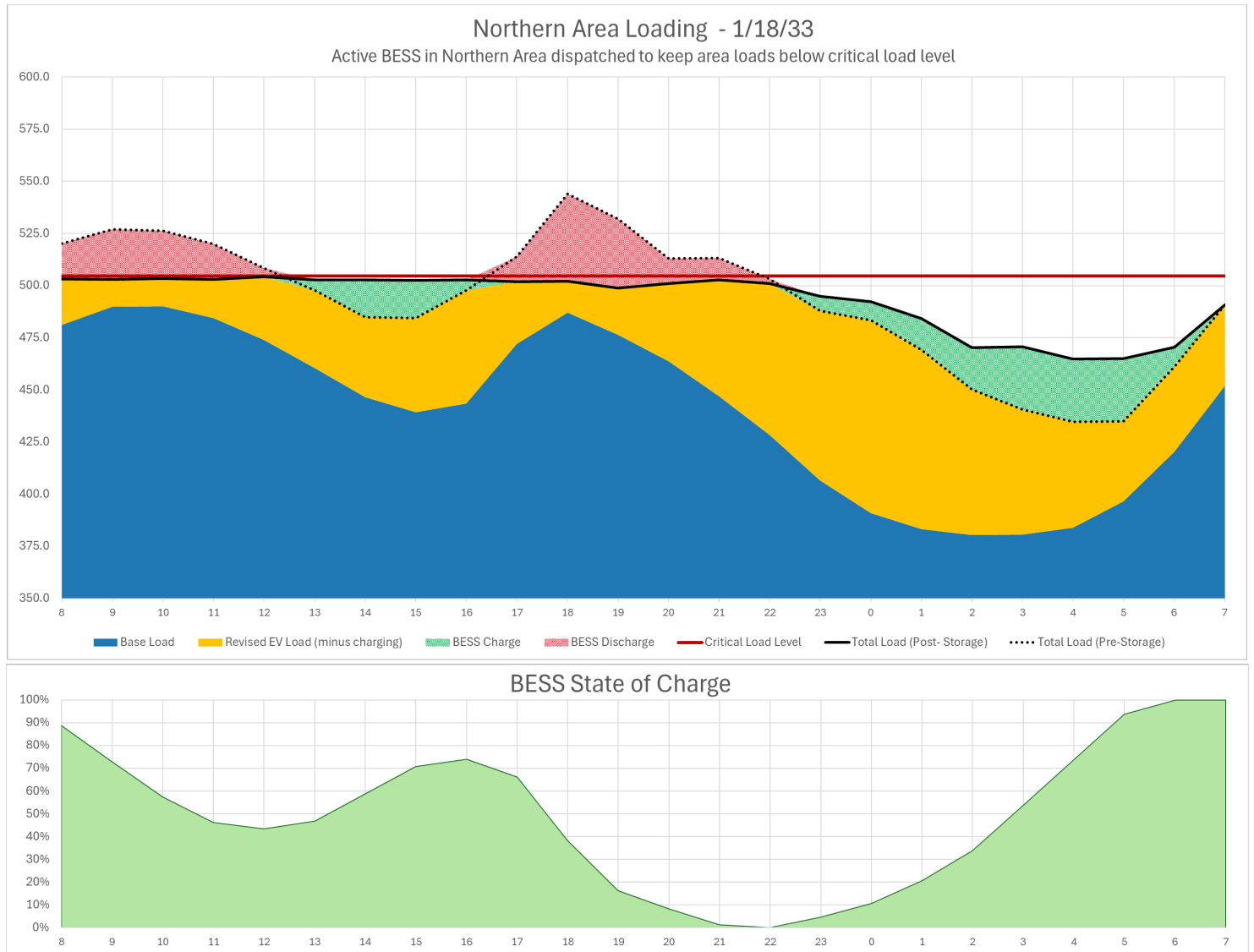


FIGURE 6: NORTHERN AREA LOAD WITH ACTIVE STORAGE USED TO SHIFT PEAK LOADS. THE SOLID BLACK LINE SHOWS THE FINAL NET LOAD FOLLOWING STORAGE CHARGE/DISCHARGE. THE RED AREA SHOWS LOAD THAT WAS REDUCED BY THE BESS, THE GREEN AREA SHOWS NEW CHARGING LOAD.

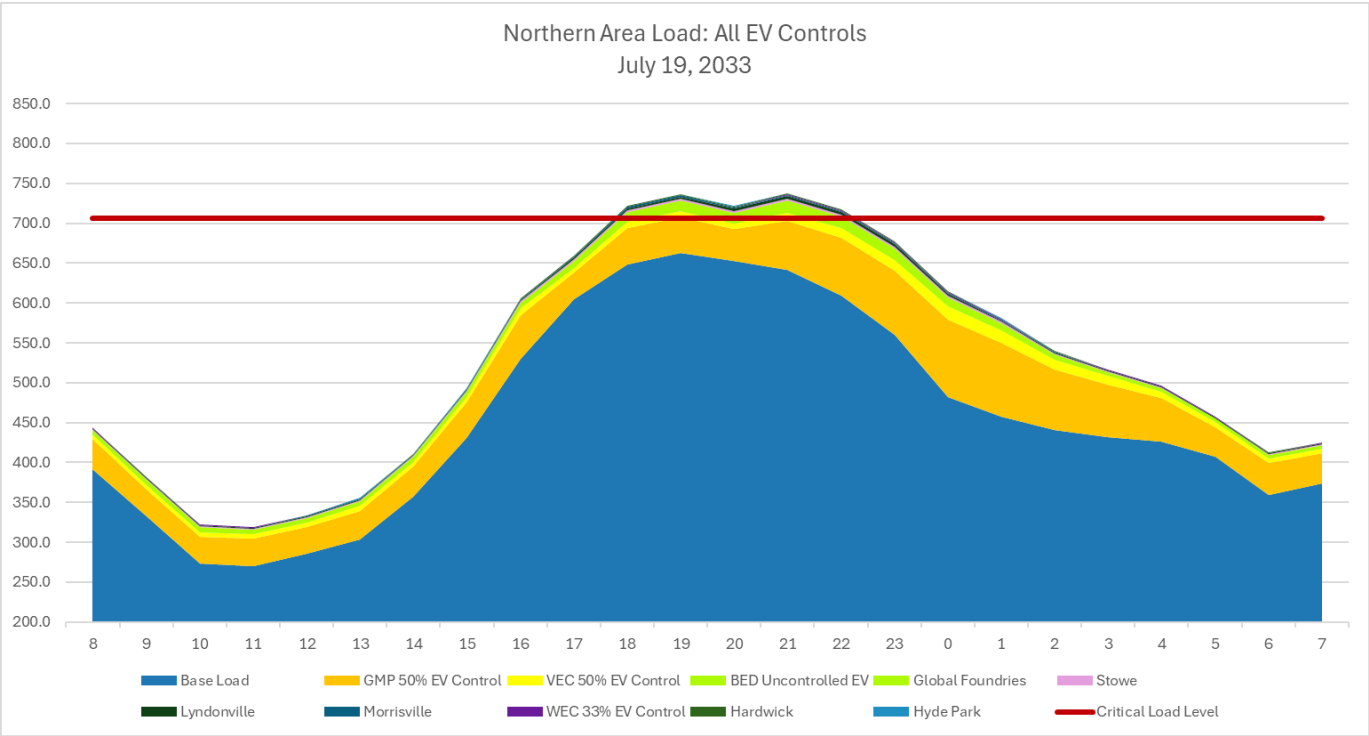


FIGURE 7: NORTHWESTERN AREA LOAD WITH ALL EV CHARGING CONTROLS APPLIED.

Status update: Central Area of Concern	
Lead utility	LEAD: GMP AFFECTED: ALL VT
Description	The Central Area deficiency is located within the electrically bounded area defined by the Plattsburgh, Whitehall, Coolidge, Granite, and Littleton substations and emerges at the 2033 summer Vermont Roadmap load level, when the Coolidge–North Rutland 115 kV path and several subtransmission lines become overloaded, a condition also identified in ISO-NE’s 2033 Vermont Needs Assessment. Under N-1-1 contingencies, additional overloads occur on the North Rutland, Cold River, and Windsor transformers and on 115 kV facilities in New Hampshire and New York; while adjustments to the Blissville phase-shifting transformer can initially mitigate Vermont and New York 115 kV line overloads, subsequent tripping of overloaded subtransmission lines degrades system performance and drives New York facilities to their thermal limits. These conditions indicate a

	Central Area reliability need beginning in 2034 under the VT Roadmap forecast, or 2039 under the Continued Growth forecast.
NTA Screening	This deficiency screened in for full NTA analysis in the 2024 VT Long-Range Transmission Plan.
Transmission solution	<ul style="list-style-type: none"> • Rebuild Coolidge - Cold River - North Rutland 115 kV line • N-1-1 contingency causing thermal overload • Affected transformers: N. Rutland, Cold River, Windsor
Status and timing of implementation	Timing is 2034 based on summer VT Roadmap forecast. This deficiency arises outside of the ten-year horizon and will be monitored and re-evaluated in the 2027 Plan update.

Status update: Southern Area of Concern	
Lead & affected distribution utilities	LEAD: GMP AFFECTED: ALL VT, NGRID
Description	The Southern Area deficiency is located within the electrically bounded area defined by the Plattsburgh, Whitehall, Vernon, Monadnock, Webster, Comerford, and Littleton substations and emerges at the 2033 summer Vermont Roadmap load level, when overloads occur on New York 115 kV lines, the Vernon Road 115/46 kV transformer, and multiple 46 kV subtransmission lines. While tripping the affected subtransmission lines and/or the Newfane 115/46 kV transformer can eliminate these overloads, doing so shifts loading such that New Hampshire 115 kV facilities reach their capacity limits, indicating a Southern Area reliability need beginning in 2034 under the VT Roadmap forecast or in 2039 under the Continued Growth forecast.
NTA Screening	This deficiency screened in for full NTA analysis in the 2024 VT Long-Range Transmission Plan.

Transmission solution	<ul style="list-style-type: none"> • Rebuild NGRID Bellows Falls-Ascutney Tap 115 kV line and GMP Vernon Road to Newfane 46 kV • N-1-1 contingency causing thermal overload • Affected transformers: GMP Vernon Road 115/46 kV
Status and timing of implementation	Timing is 2034 based on summer VT Roadmap forecast. This deficiency arises outside of the ten-year horizon and will be monitored and re-evaluated in the 2027 Plan update.

Status update: Statewide Concern	
Lead utility	LEAD: GMP AFFECTED: ALL VT, EVERSOURCE
Description	<p>The statewide concern encompasses Vermont and southwest New Hampshire as a single electrically distinct area and emerges at the 2033 summer Vermont Roadmap load level when overloads occur on New York 115 kV lines near Whitehall, the Bennington 115/46 kV transformers, and several subtransmission lines. While adjustments to the Blissville phase-shifting transformer can eliminate the New York 115 kV line overloads, and tripping the affected subtransmission lines relieves remaining violations, these actions result in Massachusetts 115 kV facilities reaching capacity limits, indicating a statewide reliability need beginning in 2034 under the VT Roadmap forecast or in 2039 under the Continued Growth forecast.</p>
NTA Screening	This deficiency screened in for full NTA analysis in the 2024 VT Long-Range Transmission Plan.
Transmission solution	<ul style="list-style-type: none"> • Install a new 345 kV line between Vernon and Eversource Northfield, MA • N-1-1 contingency causing thermal overload • Affected transformers: Bennington
Status and timing of implementation	Timing is 2034 based on summer VT Roadmap forecast. This deficiency arises outside of the ten-year horizon and will be monitored and re-evaluated in the 2027 Plan update.

